

PRIME RESEARCH

— Empowering decisions —

Commodity Daily

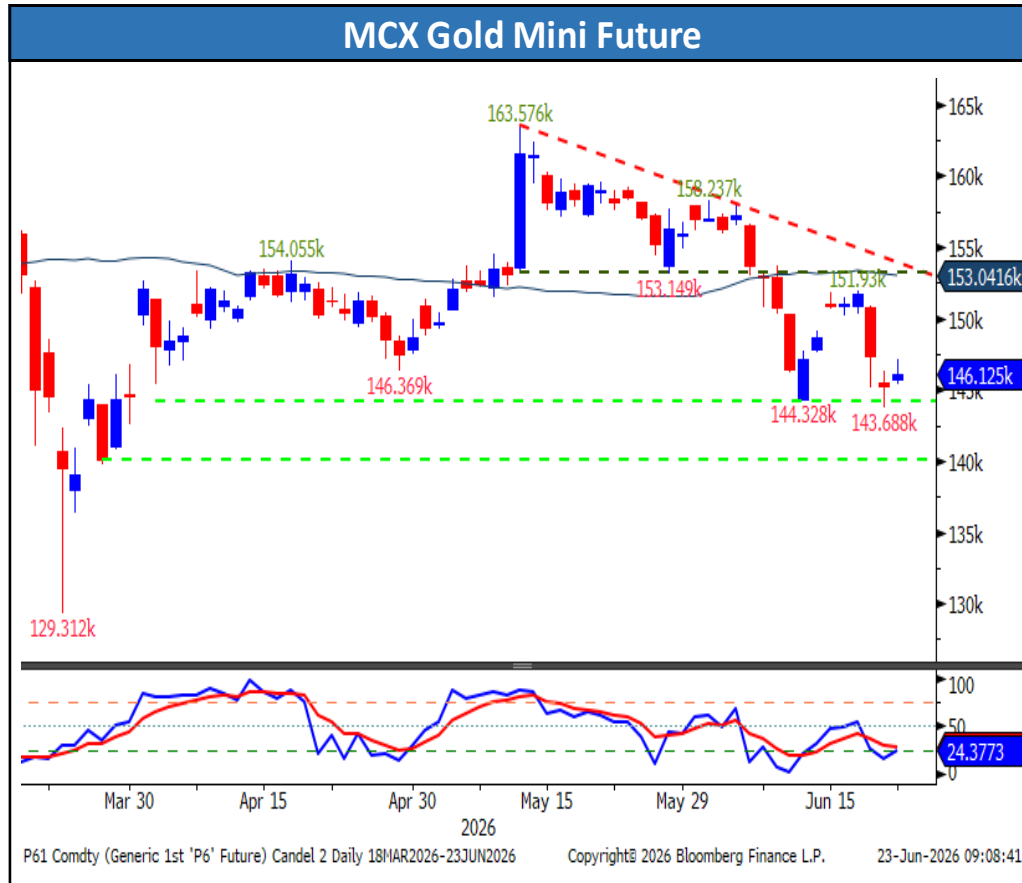
23 June 2026



Name	Current Price	Previous Close	Change	% Change
Commodities				
COMEX Gold	4190.06	4155.71	34.35	0.83%
COMEX Silver	65.0854	64.9028	0.1826	0.28%
WTI Crude Oil	74.82	NA	NA	NA
Natural Gas	3.253	NA	NA	NA
LME Copper	13649	13595	54	0.40%
LME Zinc	3608.5	3556.5	52	1.46%
LME Lead	1964.0	1954.0	10	0.51%
LME Aluminium	3364.0	3396.5	-32.5	-0.96%
Currencies				
Dollar Index	101.020	100.849	0.171	0.17%
USDINR	94.679	94.331	0.3475	0.37%
EURUSD	1.1429	1.1471	-0.0042	-0.37%
Global Equity Indices				
BSE Sensex	77094.07	76803	291.17	0.38%
Hang Seng Index	23769	NA	NA	NA
Nikkei	72354	71250	1104	1.55%
Shanghai	4163	NA	NA	NA
S&P 500 Index	7473	NA	NA	NA
Dow Jones	51713	NA	NA	NA
Nasdaq	30347	NA	NA	NA
FTSE 500	10438	10363	75	0.72%
CAC Index	8400	8421	-21	-0.25%
DAX Index	25140	24986	154	0.62%

GLOBAL MARKET ROUND UP

- ⇒ Gold prices edged higher on Monday as easing geopolitical tensions and progress in U.S.–Iran negotiations improved market sentiment. Efforts to secure the reopening of the Strait of Hormuz helped reduce concerns over energy supply disruptions and the risk of a broader inflation shock, providing initial support to precious metals.
- ⇒ However, the recovery proved short-lived, with gold slipping in Asian trading on Tuesday as inflation concerns and expectations of tighter monetary policy returned to the forefront. Persistent price pressures linked to nearly four months of conflict in the Middle East have increased speculation that major central banks may need to keep interest rates elevated for longer, a challenging environment for non-yielding assets such as gold and silver. The cautious tone was reinforced by comments from Federal Reserve Bank of Chicago President Austan Goolsbee, who expressed concern that inflation could remain stubbornly high. Investors also continued to digest last week's hawkish signals from Federal Reserve Chairman Kevin Warsh, which strengthened expectations for further policy tightening if inflation fails to moderate.
- ⇒ Meanwhile, the U.S. dollar remained near its strongest level since May 2025, with the Dollar Index hovering around the 101 mark. The combination of a firmer dollar and rising expectations for higher interest rates continued to weigh on bullion, offsetting support from improving prospects for a lasting U.S.–Iran peace agreement.
- ⇒ Crude oil prices steadied above \$73 per barrel on Tuesday after recent weakness, as investors evaluated early signs of progress in ongoing U.S.–Iran peace negotiations. Market sentiment improved after reports that Washington had granted Iran a temporary 60-day license to sell oil internationally, raising expectations that additional supplies could gradually return to the global market. Supply concerns also eased as regional producers, including Kuwait and the United Arab Emirates, have expanded alternative export routes, while Iran significantly increased crude shipments over the past week, helping to reduce fears of prolonged disruptions.
- ⇒ Despite the improving supply outlook, uncertainty surrounding Iran's nuclear program continues to limit downside in oil prices. Conflicting statements from U.S. and Iranian officials regarding nuclear inspections highlight that key issues remain unresolved, leaving traders cautious as negotiations continue.

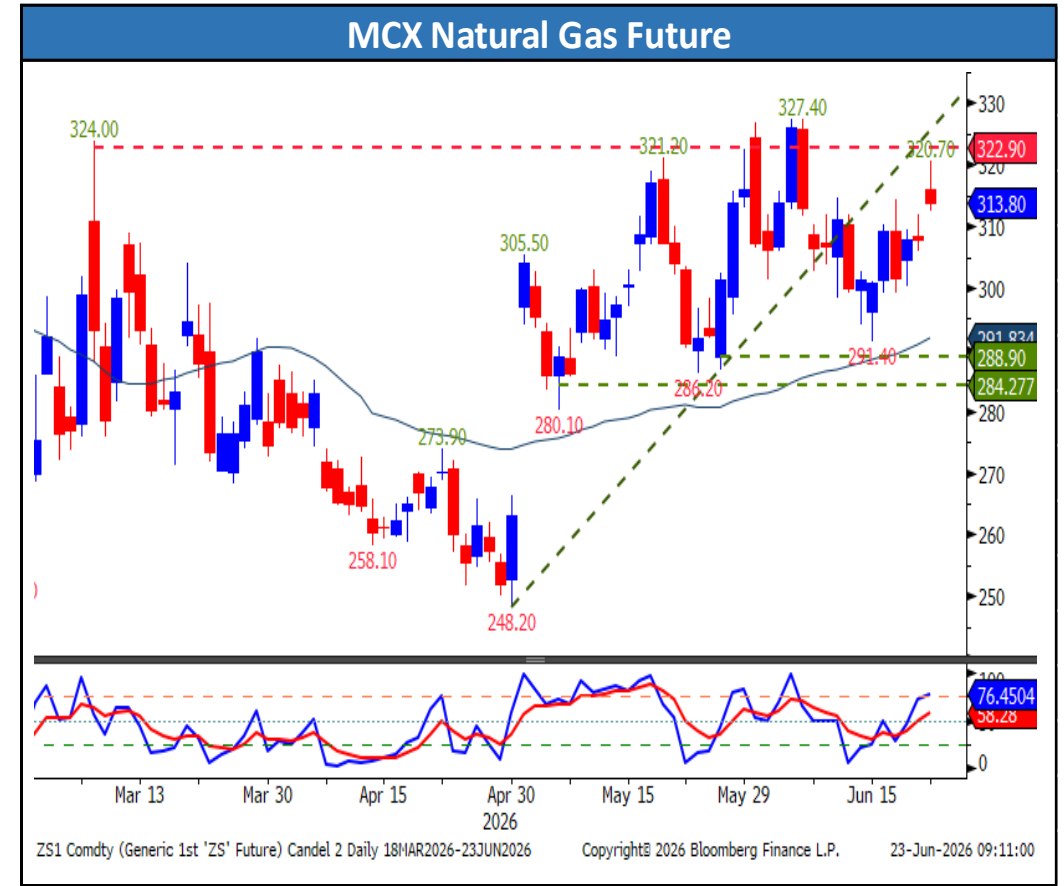


- **Trading Range:** 143750 to 146180
- **Intraday Trading Strategy:** Sell Gold Mini Jul Fut at 145450-145475 SL 146180 Target 144780/143900

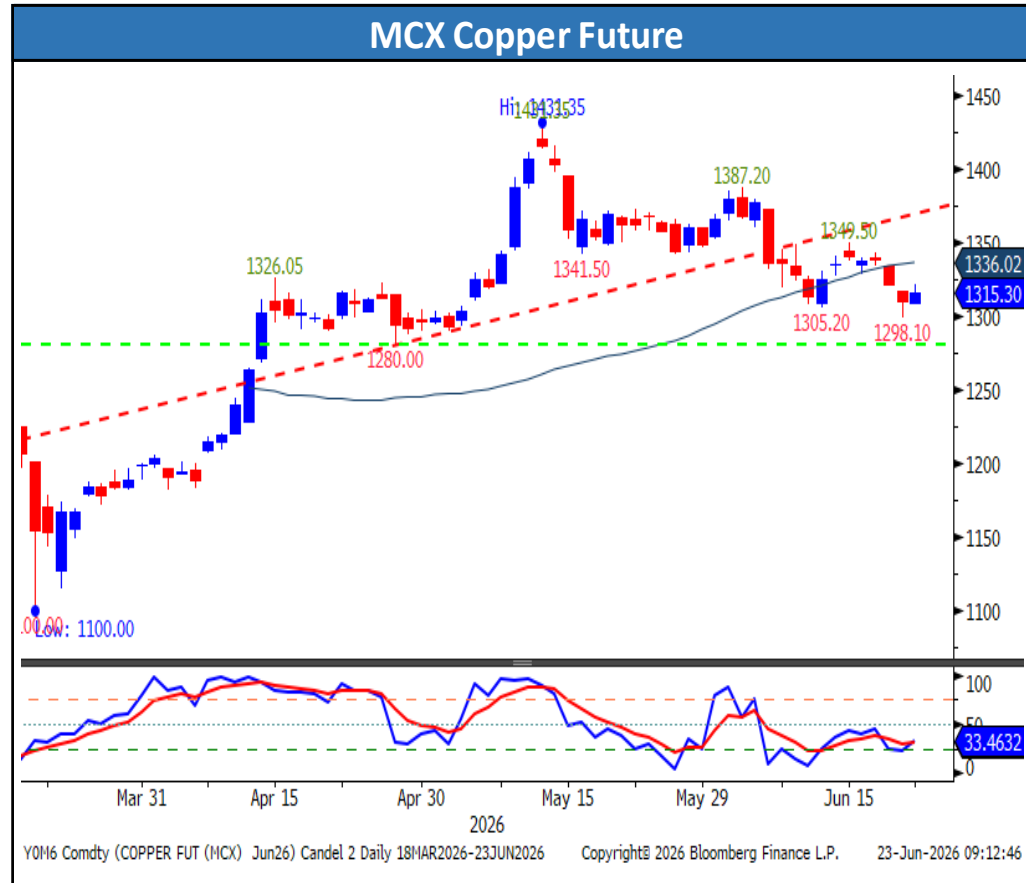
- **Trading Range:** 226900 to 237780
- **Intraday Trading Strategy:** Sell Silver Mini Jun Fut at 234750-234775 SL 236900 Target 231900/230750



- **Trading Range:** 6850 to 7480
- **Intraday Trading Strategy:** Buy Crude Oil Jul Fut at 6980-700 SL 6850 Target 7105/7175



- **Trading Range:** 292 to 319
- **Intraday Trading Strategy:** Buy Natural Gas Jun Fut at 304-305 SL 297.8 Target 312.8/315



- **Trading Range:** 1280 to 1319
- **Intraday Trading Strategy:** Sell Copper Jun Fut at 1309-1310 SL 1316.8 Target 1304.8/1297



- **Trading Range:** 362 to 372
- **Intraday Trading Strategy:** Sell Zinc Jun Fut at 369.0-369.5 SL 372.8 Target 365.80/363.0

Technical Levels

Commdity	Pivot	Supt.3	Supt.2	Supt.1	Resi.1	Resi.2	Resi.3	5 DMA	20 DMA	RSI
Gold	147486	139248	143367	145742	149861	151605	155724	150320	154686	35.8
Silver	235637	226017	230827	232569	237379	240447	245257	241396	252362	36.7
Crude Oil	7108	6262	6685	6834	7257	7531	7954	7116	8083	33.5
Natural Gas	310.8	291.8	301.3	305.7	315.2	320.3	329.8	303.8	304.2	54.7
Copper	1315.1	1291.2	1303.1	1309.2	1321.2	1327.0	1339.0	1324.5	1341.8	42.8
Zinc	369.2	359.0	364.1	367.1	372.2	374.3	379.4	368.7	367.7	56.9
Lead	203.7	198.5	201.1	202.8	205.4	206.3	208.9	204.4	205.8	47.7
Aluminium	356.2	343.1	349.6	352.0	358.5	362.7	369.3	357.0	376.2	31.3

Commodity Movement

Commdity	Expiry	Open	High	Low	Close	% Chg.	Open Interest	Chg. In OI	Volume	Chg. In Volume
Gold	05-Aug-26	145110	149229	145110	148118	0.62%	9286	-1%	4038	-33%
Silver	03-Jul-26	237088	238706	233896	234310	0.48%	9864	-8%	7740	-42%
Crude Oil	20-Jul-26	7195	7382	6959	6983	-3.84%	12278	38%	42496	-5%
Natural Gas	25-Jun-26	306.5	316.0	306.5	310.0	2.62%	13546	-4%	68126	19%
Copper	30-Jun-26	1309.0	1321.0	1309.0	1315.3	0.44%	10335	-18%	8054	-24%
Zinc	30-Jun-26	366.3	371.4	366.3	370.1	0.97%	1698	-12%	1731	0%
Lead	30-Jun-26	203.7	204.7	202.1	204.4	0.29%	367	-7%	122	-30%
Aluminium	30-Jun-26	357.9	360.4	353.8	354.4	-0.98%	1814	-7%	1574	49%

Disclosure:

I, Saumil Gandhi, Commerce graduate authors and the names subscribed to this report, hereby certify that all of the views expressed in this research report accurately reflect our views about the subject issuer(s) or securities. SEBI conducted the inspection and based on their observations have issued advise/warning. The said observations have been complied with. We also certify that no part of our compensation was, is, or will be directly or indirectly related to the specific recommendation(s) or view(s) in this report.

Research Analyst or his/her relative or HDFC Securities Ltd. does not have any financial interest in the subject company. Also Research Analyst or his relative or HDFC Securities Ltd. or its Associate may have beneficial ownership of 1% or more in the subject company at the end of the month immediately preceding the date of publication of the Research Report. Further Research Analyst or his relative or HDFC Securities Ltd. or its associate does have/does not have any material conflict of interest.

Any holding in stock – No

HDFC Securities Limited (HSL) is a SEBI Registered Research Analyst having registration no. INH000002475.

Disclosure & Disclaimer :

HDFC Securities Limited (HSL) is a SEBI Registered Research Analyst having registration no. INH000002475.

This report has been prepared by HDFC Securities Ltd and is solely for information of the recipient only. The report must not be used as a singular basis of any investment decision. The views herein are of a general nature and do not consider the risk appetite or the particular circumstances of an individual investor; readers are requested to take professional advice before investing. “This report may have been refined using AI tools to enhance clarity and readability.”

Nothing in this document should be construed as investment advice. Each recipient of this document should make such investigations as they deem necessary to arrive at an independent evaluation of an investment in securities of the companies referred to in this document (including merits and risks) and should consult their own advisors to determine merits and risks of such investment. The information and opinions contained herein have been compiled or arrived at, based upon information obtained in good faith from sources believed to be reliable. Such information has not been independently verified and no guaranty, representation of warranty, express or implied, is made as to its accuracy, completeness or correctness. All such information and opinions are subject to change without notice. Descriptions of any company or companies or their securities mentioned herein are not intended to be complete. HSL is not obliged to update this report for such changes. HSL has the right to make changes and modifications at any time.

This report is not directed to, or intended for display, downloading, printing, reproducing or for distribution to or use by, any person or entity who is a citizen or resident or located in any locality, state, country or other jurisdiction where such distribution, publication, reproduction, availability or use would be contrary to law or regulation or what would subject HSL or its affiliates to any registration or licensing requirement within such jurisdiction.

If this report is inadvertently sent or has reached any person in such country, especially, United States of America, the same should be ignored and brought to the attention of the sender. This document may not be reproduced, distributed or published in whole or in part, directly or indirectly, for any purposes or in any manner.

Foreign currencies denominated securities, wherever mentioned, are subject to exchange rate fluctuations, which could have an adverse effect on their value or price, or the income derived from them. In addition, investors in securities such as ADRs, the values of which are influenced by foreign currencies effectively assume currency risk. It should not be considered to be taken as an offer to sell or a solicitation to buy any security. This document is not, and should not, be construed as an offer or solicitation of an offer, to buy or sell any securities or other financial instruments. This report should not be construed as an invitation or solicitation to do business with HSL. HSL may from time to time solicit from, or perform broking, or other services for, any company mentioned in this mail and/or its attachments.

HSL and its affiliated company(ies), their directors and employees may; (a) from time to time, have a long or short position in, and buy or sell the securities of the company(ies) mentioned herein or (b) be engaged in any other transaction involving such securities and earn brokerage or other compensation or act as a market maker in the financial instruments of the company(ies) discussed herein or act as an advisor or lender/borrower to such company(ies) or may have any other potential conflict of interests with respect to any recommendation and other related information and opinions.

HSL, its directors, analysts or employees do not take any responsibility, financial or otherwise, of the losses or the damages sustained due to the investments made or any action taken on basis of this report, including but not restricted to, fluctuation in the prices of shares and bonds, changes in the currency rates, diminution in the NAVs, reduction in the dividend or income, etc.

HSL and other group companies, its directors, associates, employees may have various positions in any of the stocks, securities and financial instruments dealt in the report, or may make sell or purchase or other deals in these securities from time to time or may deal in other securities of the companies / organizations described in this report. As regards the associates of HSL please refer the website.

HSL or its associates might have managed or co-managed public offering of securities for the subject company or might have been mandated by the subject company for any other assignment in the past twelve months.

Please note that HDFC Securities has a proprietary trading desk. This desk maintains an arm's length distance with the Research team and all its activities are segregated from Research activities. The proprietary desk operates independently, potentially leading to investment decisions that may deviate from research views.

HSL or its associates might have received any compensation from the companies mentioned in the report during the period preceding twelve months from the date of this report for services in respect of managing or co-managing public offerings, corporate finance, investment banking or merchant banking, brokerage services or other advisory service in a merger or specific transaction in the normal course of business.

HSL or its analysts did not receive any compensation or other benefits from the companies mentioned in the report or third party in connection with preparation of the research report. Accordingly, neither HSL nor Research Analysts have any material conflict of interest at the time of publication of this report. Compensation of our Research Analysts is not based on any specific merchant banking, investment banking or brokerage service transactions. HSL may have issued other reports that are inconsistent with and reach different conclusion from the information presented in this report.

Research entity has not been engaged in market making activity for the subject company. Research analyst has not served as an officer, director or employee of the subject company. We have not received any compensation/benefits from the subject company or third party in connection with the Research Report.

HDFC securities Limited, I Think Techno Campus, Building - B, "Alpha", Office Floor 8, Near Kanjurmarg Station, Opp. Crompton Greaves, Kanjurmarg (East), Mumbai 400 042 Phone: (022) 3075 3400 Fax: (022) 2496 5066

Compliance Officer: Murli V Karkera Email: complianceofficer@hdfcsec.com Phone: (022) 3045 3600

For grievance redressal contact Customer Care Team Email: customercare@hdfcsec.com Phone: (022) 3901 9400

HDFC Securities Limited, SEBI Reg. No.: NSE, BSE, MSEI, MCX: INZ000186937; AMFI Reg. No. ARN: 13549; PFRDA Reg. No. POP: 11092018; IRDA Corporate Agent License No.: CA0062; SEBI Research Analyst Reg. No.: INH000002475; SEBI Investment Adviser Reg. No.: INA000011538; CIN - U67120MH2000PLC152193

Investment in securities market are subject to market risks. Read all the related documents carefully before investing.

Mutual Funds Investments are subject to market risk. Please read the offer and scheme related documents carefully before investing.

Registration granted by SEBI, membership of BASL (in case of IAs) and certification from NISM in no way guarantee performance of the intermediary or provide any assurance of returns to investors.